


Summary Institution-Level Pass Rate Data: *Traditional Teacher Preparation Program Within IHE*


			HEOA - Title II 2012 - 2013 Academic Year			
Institution Name			DELTA STATE UNIVERSITY			
Institution Code			1163			
State			Mississippi			
			<i>January 31, 2014</i>			
			Statewide			
Group	Number Taking Assessment¹	Number Passing Assessment²	Institutional Pass Rate	Number Taking Assessment¹	Number Passing Assessment²	Statewide Pass Rate
All program completers, 2012-13	87	83	95%	1266	1185	94%
All program completers, 2011-12	93	93	100%	1630	1582	97%
All program completers, 2010-11	91	91	100%	1131	1110	98%

Note: In cases where there are less than ten students taking the assessment or license/certificate, the number passing and pass rate are not reported.

¹ Number of completers taking one or more assessments within their area of specialization.

² Summary level "Number Taking Assessment" may differ from assessment level "Number Taking Assessment" because each student is counted once at the summary level but may be counted in multiple assessments at the assessment level.


Single Assessment Institution-Level Pass Rate Data: Traditional Teacher Preparation Program Within IHE

	HEOA - Title II 2012 - 2013 Academic Year
	Institution Name DELTA STATE UNIVERSITY
	Institution Code 1163
	State Mississippi

January 31, 2014

Assessment Information ¹	Group	Number Taking Assessment	Number Passing Assessment	Institutional Pass Rate	Institutional Average Scaled Score	Assessment Cut Score ²	Statewide			
							Number Taking Assessment	Number Passing Assessment	Statewide Pass Rate	Statewide Average Scaled Score
ART CONTENT KNOWLEDGE II (0134) Test Company: ETS Score Range: 100-200	All enrolled students who have completed all nonclinical courses, 2012-13	2				158	2			
	Other enrolled students, 2012-13						3			
	All program completers, 2012-13	2				158	10	9	90%	167
	All program completers, 2011-12	2				158	7			
	All program completers, 2010-11									
ART CONTENT KNOWLEDGE (0133) Test Company: ETS Score Range: 100-200	All enrolled students who have completed all nonclinical courses, 2012-13	1				139	1			
	Other enrolled students, 2012-13									
	All program completers, 2012-13									
	All program completers, 2011-12	1				139	13	13	100%	169
	All program completers, 2010-11	3				139	9			
BIOLOGY CONTENT KNOWLEDGE (0235) Test Company: ETS Score Range: 100-200	All enrolled students who have completed all nonclinical courses, 2012-13						10	7	70%	155
	Other enrolled students, 2012-13	1				150	11	8	73%	153
	All program completers, 2012-13	1				150	16	14	88%	156
	All program completers, 2011-12	5				150	35	33	94%	161
	All program completers, 2010-11	4				150	16	16	100%	159
BUSINESS ED CONTENT KNOWLEDGE (0101) Test Company: ETS Score Range: 100-200	All enrolled students who have completed all nonclinical courses, 2012-13						2			
	Other enrolled students, 2012-13						3			
	All program completers, 2012-13						3			
	All program completers, 2011-12						11	11	100%	163
	All program completers, 2010-11						4			

Single Assessment Institution-Level Pass Rate Data: Traditional Teacher Preparation Program Within IHE


	HEOA - Title II 2012 - 2013 Academic Year
	Institution Name
	Institution Code
	State

DELTA STATE UNIVERSITY
1163
Mississippi

January 31, 2014

Assessment Information ¹	Group	Number Taking Assessment	Number Passing Assessment	Institutional Pass Rate	Institutional Average Scaled Score	Assessment Cut Score ²	Statewide				
							Number Taking Assessment	Number Passing Assessment	Statewide Pass Rate	Statewide Average Scaled Score	
BUSINESS ED (0100) Test Company: ETS Score Range: 250-990	All enrolled students who have completed all nonclinical courses, 2012-13										
	Other enrolled students, 2012-13										
	All program completers, 2012-13										
	All program completers, 2011-12										
	All program completers, 2010-11							4			
CHEMISTRY CONTENT KNOWLEDGE II (0245) Test Company: ETS Score Range: 100-200	All enrolled students who have completed all nonclinical courses, 2012-13	1				151	2				
	Other enrolled students, 2012-13						1				
	All program completers, 2012-13						4				
	All program completers, 2011-12						10	9	90%	154	
	All program completers, 2010-11						1				
ED OF DEAF AND HARD OF HEARING (0271) Test Company: ETS Score Range: 100-200	All enrolled students who have completed all nonclinical courses, 2012-13										
	Other enrolled students, 2012-13										
	All program completers, 2012-13										
	All program completers, 2011-12						4				
	All program completers, 2010-11						1				
ED OF EXCEPTIONAL STUDENTS CORE CK (0353) Test Company: ETS Score Range: 100-200	All enrolled students who have completed all nonclinical courses, 2012-13										
	Other enrolled students, 2012-13										
	All program completers, 2012-13										
	All program completers, 2011-12										
	All program completers, 2010-11							17	17	100%	167


Single Assessment Institution-Level Pass Rate Data: Traditional Teacher Preparation Program Within IHE

	HEOA - Title II 2012 - 2013 Academic Year
	Institution Name DELTA STATE UNIVERSITY
	Institution Code 1163
	State Mississippi

January 31, 2014

Assessment Information ¹	Group	Number Taking Assessment	Number Passing Assessment	Institutional Pass Rate	Institutional Average Scaled Score	Assessment Cut Score ²	Statewide			
							Number Taking Assessment	Number Passing Assessment	Statewide Pass Rate	Statewide Average Scaled Score
EDUCATION OF YOUNG CHILDREN (0021) Test Company: ETS Score Range: 100-200	All enrolled students who have completed all nonclinical courses, 2012-13						2			
	Other enrolled students, 2012-13						3			
	All program completers, 2012-13									
	All program completers, 2011-12						2			
	All program completers, 2010-11						2			
ELEM ED CONTENT KNOWLEDGE (0014) Test Company: ETS Score Range: 100-200	All enrolled students who have completed all nonclinical courses, 2012-13									
	Other enrolled students, 2012-13									
	All program completers, 2012-13									
	All program completers, 2011-12						1			
	All program completers, 2010-11									
ELEM ED CURR INSTRUC ASSESSMENT (0011) Test Company: ETS Score Range: 100-200	All enrolled students who have completed all nonclinical courses, 2012-13	26	26	100%	170	158	170	158	93%	171
	Other enrolled students, 2012-13	11	7	64%	169	158	231	160	69%	164
	All program completers, 2012-13	60	60	100%	172	158	838	821	98%	173
	All program completers, 2011-12	53	53	100%	170	158	1009	989	98%	173
	All program completers, 2010-11	50	50	100%	169	158	755	742	98%	172
ENG LANG LIT COMP CONTENT KNOWLEDGE (0041) Test Company: ETS Score Range: 100-200	All enrolled students who have completed all nonclinical courses, 2012-13	2				157	19	17	89%	168
	Other enrolled students, 2012-13	4				157	31	22	71%	164
	All program completers, 2012-13	3				157	75	71	95%	171
	All program completers, 2011-12	4				157	81	77	95%	171
	All program completers, 2010-11	6				157	61	61	100%	176


Single Assessment Institution-Level Pass Rate Data: Traditional Teacher Preparation Program Within IHE

	HEOA - Title II 2012 - 2013 Academic Year
	Institution Name DELTA STATE UNIVERSITY
	Institution Code 1163
	State Mississippi

January 31, 2014

Assessment Information ¹	Group	Number Taking Assessment	Number Passing Assessment	Institutional Pass Rate	Institutional Average Scaled Score	Assessment Cut Score ²	Statewide			
							Number Taking Assessment	Number Passing Assessment	Statewide Pass Rate	Statewide Average Scaled Score
FAMILY AND CONSUMER SCIENCES II (0121) Test Company: ETS Score Range: 100-200	All enrolled students who have completed all nonclinical courses, 2012-13									
	Other enrolled students, 2012-13						3			
	All program completers, 2012-13									
	All program completers, 2011-12									
	All program completers, 2010-11									
FRENCH WORLD LANGUAGE (CD) (5174) Test Company: ETS Score Range: 100-200	All enrolled students who have completed all nonclinical courses, 2012-13									
	Other enrolled students, 2012-13									
	All program completers, 2012-13						1			
	All program completers, 2011-12						1			
	All program completers, 2010-11									
HEALTH EDUCATION (0550) Test Company: ETS Score Range: 250-990	All enrolled students who have completed all nonclinical courses, 2012-13						1			
	Other enrolled students, 2012-13						4			
	All program completers, 2012-13									
	All program completers, 2011-12						3			
	All program completers, 2010-11						1			
MATHEMATICS CONTENT KNOWLEDGE (0061) Test Company: ETS Score Range: 100-200	All enrolled students who have completed all nonclinical courses, 2012-13						7			
	Other enrolled students, 2012-13	1				128	17	11	65%	127
	All program completers, 2012-13	3				128	47	42	89%	139
	All program completers, 2011-12	3				123	53	52	98%	140
	All program completers, 2010-11	3				123	35	33	94%	137


Single Assessment Institution-Level Pass Rate Data: Traditional Teacher Preparation Program Within IHE

	HEOA - Title II 2012 - 2013 Academic Year
	Institution Name DELTA STATE UNIVERSITY
	Institution Code 1163
	State Mississippi

January 31, 2014

Assessment Information ¹	Group	Number Taking Assessment	Number Passing Assessment	Institutional Pass Rate	Institutional Average Scaled Score	Assessment Cut Score ²	Statewide			
							Number Taking Assessment	Number Passing Assessment	Statewide Pass Rate	Statewide Average Scaled Score
MUSIC CONTENT KNOWLEDGE (0113) Test Company: ETS Score Range: 100-200	All enrolled students who have completed all nonclinical courses, 2012-13	3				161	10	5	50%	156
	Other enrolled students, 2012-13						47	22	47%	158
	All program completers, 2012-13	4				161	34	18	53%	160
	All program completers, 2011-12	8				139	62	62	100%	160
	All program completers, 2010-11	9				139	32	32	100%	158
PHYSICAL ED CONTENT KNOWLEDGE (0091) Test Company: ETS Score Range: 100-200	All enrolled students who have completed all nonclinical courses, 2012-13	5				145	31	30	97%	153
	Other enrolled students, 2012-13	1				145	32	20	63%	148
	All program completers, 2012-13	6				145	60	51	85%	151
	All program completers, 2011-12	7				138	108	106	98%	151
	All program completers, 2010-11	10	10	100%	151	138	77	77	100%	152
PHYSICS CONTENT KNOWLEDGE II (0265) Test Company: ETS Score Range: 100-200	All enrolled students who have completed all nonclinical courses, 2012-13									
	Other enrolled students, 2012-13						1			
	All program completers, 2012-13						1			
	All program completers, 2011-12						1			
	All program completers, 2010-11									
PRAXIS I MATHEMATICS (0730) Test Company: ETS Score Range: 150-190	All enrolled students who have completed all nonclinical courses, 2012-13						4			
	Other enrolled students, 2012-13						4			
	All program completers, 2012-13						2			
	All program completers, 2011-12						11	11	100%	177
	All program completers, 2010-11									


Single Assessment Institution-Level Pass Rate Data: Traditional Teacher Preparation Program Within IHE

	HEOA - Title II 2012 - 2013 Academic Year
	Institution Name DELTA STATE UNIVERSITY
	Institution Code 1163
	State Mississippi

January 31, 2014

Assessment Information ¹	Group	Number Taking Assessment	Number Passing Assessment	Institutional Pass Rate	Institutional Average Scaled Score	Assessment Cut Score ²	Statewide			
							Number Taking Assessment	Number Passing Assessment	Statewide Pass Rate	Statewide Average Scaled Score
PRAXIS I READING (0710) Test Company: ETS Score Range: 150-190	All enrolled students who have completed all nonclinical courses, 2012-13						4			
	Other enrolled students, 2012-13						4			
	All program completers, 2012-13						2			
	All program completers, 2011-12						11	11	100%	178
	All program completers, 2010-11						2			
PRAXIS I WRITING (0720) Test Company: ETS Score Range: 150-190	All enrolled students who have completed all nonclinical courses, 2012-13						4			
	Other enrolled students, 2012-13						4			
	All program completers, 2012-13						2			
	All program completers, 2011-12						10	10	100%	177
	All program completers, 2010-11									
PRINC LEARNING AND TEACHING 5-9 II (0623) Test Company: ETS Score Range: 100-200	All enrolled students who have completed all nonclinical courses, 2012-13						4			
	Other enrolled students, 2012-13						2			
	All program completers, 2012-13						6			
	All program completers, 2011-12						4			
	All program completers, 2010-11									
PRINC LEARNING AND TEACHING 5-9 (0523) Test Company: ETS Score Range: 100-200	All enrolled students who have completed all nonclinical courses, 2012-13									
	Other enrolled students, 2012-13						1			
	All program completers, 2012-13									
	All program completers, 2011-12						11	10	91%	159
	All program completers, 2010-11						5			


Single Assessment Institution-Level Pass Rate Data: Traditional Teacher Preparation Program Within IHE

	HEOA - Title II 2012 - 2013 Academic Year
	Institution Name DELTA STATE UNIVERSITY
	Institution Code 1163
	State Mississippi

January 31, 2014

Assessment Information ¹	Group	Number Taking Assessment	Number Passing Assessment	Institutional Pass Rate	Institutional Average Scaled Score	Assessment Cut Score ²	Statewide			
							Number Taking Assessment	Number Passing Assessment	Statewide Pass Rate	Statewide Average Scaled Score
PRINC LEARNING AND TEACHING 7-12 II (0624) Test Company: ETS Score Range: 100-200	All enrolled students who have completed all nonclinical courses, 2012-13	14	13	93%	164	157	103	94	91%	167
	Other enrolled students, 2012-13	1				157	106	80	75%	162
	All program completers, 2012-13	21	21	100%	170	157	347	332	96%	168
	All program completers, 2011-12	14	14	100%	170	157	253	245	97%	168
	All program completers, 2010-11						6			
PRINC LEARNING AND TEACHING 7-12 (0524) Test Company: ETS Score Range: 100-200	All enrolled students who have completed all nonclinical courses, 2012-13	1				152	6			
	Other enrolled students, 2012-13	4				152	47	34	72%	159
	All program completers, 2012-13	6				152	10	10	100%	165
	All program completers, 2011-12	25	25	100%	164	152	251	249	99%	167
	All program completers, 2010-11	40	40	100%	166	152	314	312	99%	167
PRINC LEARNING AND TEACHING EARLY CHILD II (0621) Test Company: ETS Score Range: 100-200	All enrolled students who have completed all nonclinical courses, 2012-13						2			
	Other enrolled students, 2012-13						2			
	All program completers, 2012-13									
	All program completers, 2011-12									
	All program completers, 2010-11									
PRINC LEARNING AND TEACHING K-6 II (0622) Test Company: ETS Score Range: 100-200	All enrolled students who have completed all nonclinical courses, 2012-13	27	27	100%	171	160	174	162	93%	171
	Other enrolled students, 2012-13	8				160	189	151	80%	167
	All program completers, 2012-13	60	60	100%	172	160	877	862	98%	172
	All program completers, 2011-12	23	23	100%	168	160	588	579	98%	172
	All program completers, 2010-11						14	14	100%	168


Single Assessment Institution-Level Pass Rate Data: Traditional Teacher Preparation Program Within IHE

	HEOA - Title II 2012 - 2013 Academic Year
	Institution Name DELTA STATE UNIVERSITY
	Institution Code 1163
	State Mississippi

January 31, 2014

Assessment Information ¹	Group	Number Taking Assessment	Number Passing Assessment	Institutional Pass Rate	Institutional Average Scaled Score	Assessment Cut Score ²	Statewide				
							Number Taking Assessment	Number Passing Assessment	Statewide Pass Rate	Statewide Average Scaled Score	
PRINC LEARNING AND TEACHING K-6 (0522) Test Company: ETS Score Range: 100-200	All enrolled students who have completed all nonclinical courses, 2012-13						3				
	Other enrolled students, 2012-13	1				152	50	38	76%	159	
	All program completers, 2012-13						17	17	100%	161	
	All program completers, 2011-12	31	31	100%	167	152	508	498	98%	170	
	All program completers, 2010-11	51	51	100%	168	152	785	777	99%	169	
SE CORE KNOWLEDGE & APPLICATIONS (0354) Test Company: ETS Score Range: 100-200	All enrolled students who have completed all nonclinical courses, 2012-13						13	12	92%	164	
	Other enrolled students, 2012-13						8				
	All program completers, 2012-13						57	55	96%	169	
	All program completers, 2011-12						64	63	98%	171	
	All program completers, 2010-11						18	18	100%	167	
SOCIAL STUDIES CONTENT KNOWLEDGE (0081) Test Company: ETS Score Range: 100-200	All enrolled students who have completed all nonclinical courses, 2012-13	2				150	24	20	83%	158	
	Other enrolled students, 2012-13						22	8	36%	146	
	All program completers, 2012-13	8				150	96	88	92%	161	
	All program completers, 2011-12	9				143	140	138	99%	160	
	All program completers, 2010-11	6				143	91	91	100%	159	
SPANISH WORLD LANGUAGE (CD) (5195) Test Company: ETS Score Range: 100-200	All enrolled students who have completed all nonclinical courses, 2012-13						1				
	Other enrolled students, 2012-13						2				
	All program completers, 2012-13						8				
	All program completers, 2011-12						4				
	All program completers, 2010-11						1				

Single Assessment Institution-Level Pass Rate Data: Traditional Teacher Preparation Program Within IHE

	HEOA - Title II 2012 - 2013 Academic Year
	Institution Name DELTA STATE UNIVERSITY
	Institution Code 1163
	State Mississippi

January 31, 2014

Assessment Information ¹	Group	Number Taking Assessment	Number Passing Assessment	Institutional Pass Rate	Institutional Average Scaled Score	Assessment Cut Score ²	Statewide			
							Number Taking Assessment	Number Passing Assessment	Statewide Pass Rate	Statewide Average Scaled Score
SPEECH COMMUNICATIONS (0221) Test Company: ETS Score Range: 100-200	All enrolled students who have completed all nonclinical courses, 2012-13						1			
	Other enrolled students, 2012-13									
	All program completers, 2012-13									
	All program completers, 2011-12						1			
	All program completers, 2010-11									

Note: In cases where there are less than ten students taking the assessment or license/certificate, the number passing and pass rate are not reported.

¹Tests with multiple delivery options (computer, paper, etc.) will be noted with the assessment code for one format only.

²Cut scores may vary for groups depending upon when the cut scores are established by the state and when each group completed their teacher certification or licensure assessment.